



*If you can design it,
New Horizon Shutters
Can build it*

Premium Architectural Shutters



Mid-Atlantic Hurricane Shutters, LLC
6638 Millville Ave
Mays Landing, NJ 08330
609.608.9308



ARCHITECTURAL SHUTTER STYLES




Consider these shutter styles as your launchpad.

While we've spent years perfecting our shutters, our customization options are virtually endless and our Design Team will work with you to get what you want.

More shutter styles and images can be found on our website at www.NewHorizonShutters.com.

True* Louver



*All louver shutters are TRUE louver, including arch top shutters with the exception of E-Class arch top louver. See more styles at www.NewHorizonShutters.com/louver.

Raised Panel



Custom cut-outs available. See more styles at www.NewHorizonShutters.com/raised-panel.

Board and Batten



See more styles at www.NewHorizonShutters.com/board-and-batten.




Colonial Panels



Colonial Louvers and Bahama Shutters

Vertical Stile
Made of aluminum for strength and durability with a PVC core, routed just like a wood shutter. Wraps around and locks onto all horizontal components and rails.



Shutter Panel and Horizontal Rails
Structural expanded foam PVC.

True Louver
High impact polystyrene, structural aluminum (depending on the span and Series), or solid ABS (impact rated).

Proprietary Base Finish
Sherwin Williams Polane® solar reflective coatings with heat reducing UV reflective properties. Available with 26 standard colors and custom color matching. Finish is certified in accordance with AAMA 2605.

HARDWARE

The hardware selection offered by New Horizon Shutters will match and support the shutters of your choice. More information can be found on our website.



WHY NEW HORIZON SHUTTERS



- Custom built to your specifications
- Historically accurate
- Maintenance free
- Endless customization options
- Solar reflective finish
- Won't rot, sag, or warp
- Preferred by architects
- 26 standard colors & custom color matching

	Series	Artisan	Classic	Deep South	E-Class	Aluminum
Basic Dimensions	Thickness	1-1/4"	1-1/4"	1-3/4"	1"	1-1/4"
	Stile Width	2-1/2"	2-1/2"	2"	2"	2"
	Louver Size (default)	2"	1-1/2"	2"	1-1/4"	2"
	Louver Angle (default)	41°	25°	36°	20°	20°
	Warranty*	Lifetime*	Lifetime*	Lifetime*	15 Year*	Lifetime*

* Refer to the Warranty Document for actual conditions, limitations, and exclusions. Warranty can be found at www.NewHorizonShutters.com.

OPTIONS

Rabbeted Stile

Rabbeted Stiles overlap each other to provide a tight fit and beaded distinction.


Available with:
Artisan • Classic



Copper Cap

Gives shutters the appearance of authenticity.

Available with:
Artisan • Classic • Deep South



Decorative Tilt Rod

Used to give shutters the appearance of operable louvers.

Available with:
Artisan • Classic • Deep South • E-Class



Horns

This detail is popular in New England.

Available with:
Artisan • Classic • E-Class



Beading

An attractive detail for added dimension.

Available with:
Classic • Deep South



Cutout

Customized to the shape of your choice.

Available with:
Artisan • Classic • Deep South • E-Class



Manufactured by:

New Horizon Shutters International, LLC

www.NewHorizonShutters.com